

PUMP INFORMATION

Model NO: _____

Rating: _____ GPM _____ TDH

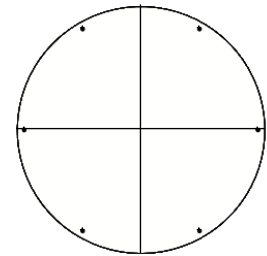
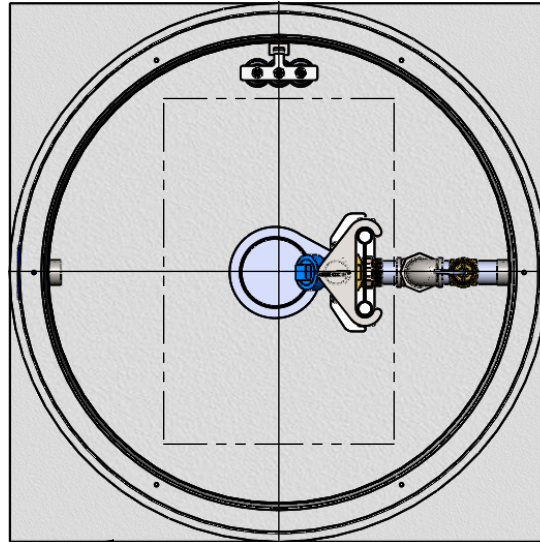
Motor: _____ HP _____ RPM

Elec: _____ PH _____ HZ _____ v

Elec: _____ FL AMPS

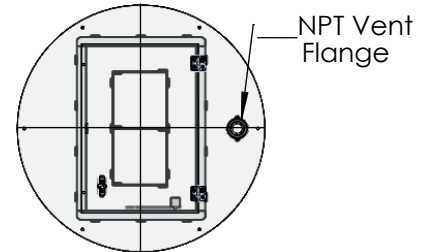
DISCHARGE PIPE

- 1 1/4"
- 2"



Solid Cover

- Fiberglass
- Steel



Hinged and Lockable Cover

- Fiberglass
- Aluminum
- Steel

- Anti-Floatation Flange
- Fiberglass Encapsulated
 - ASTM A-36 Steel
 - Round Fiberglass

